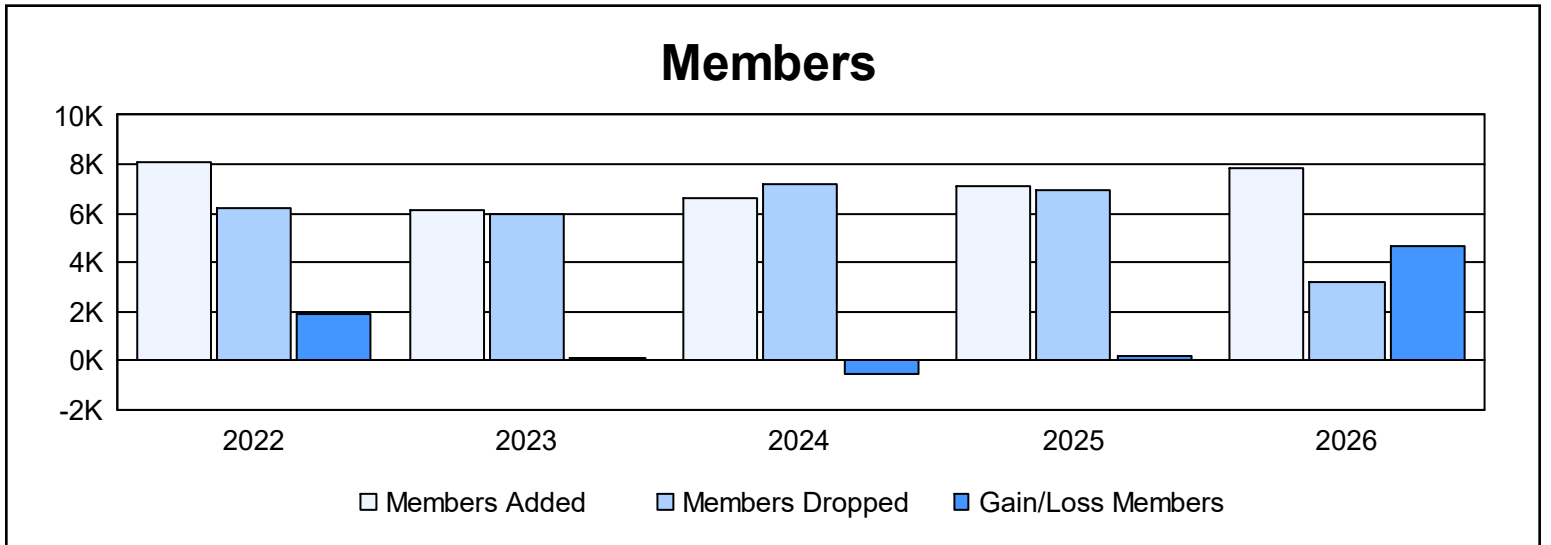
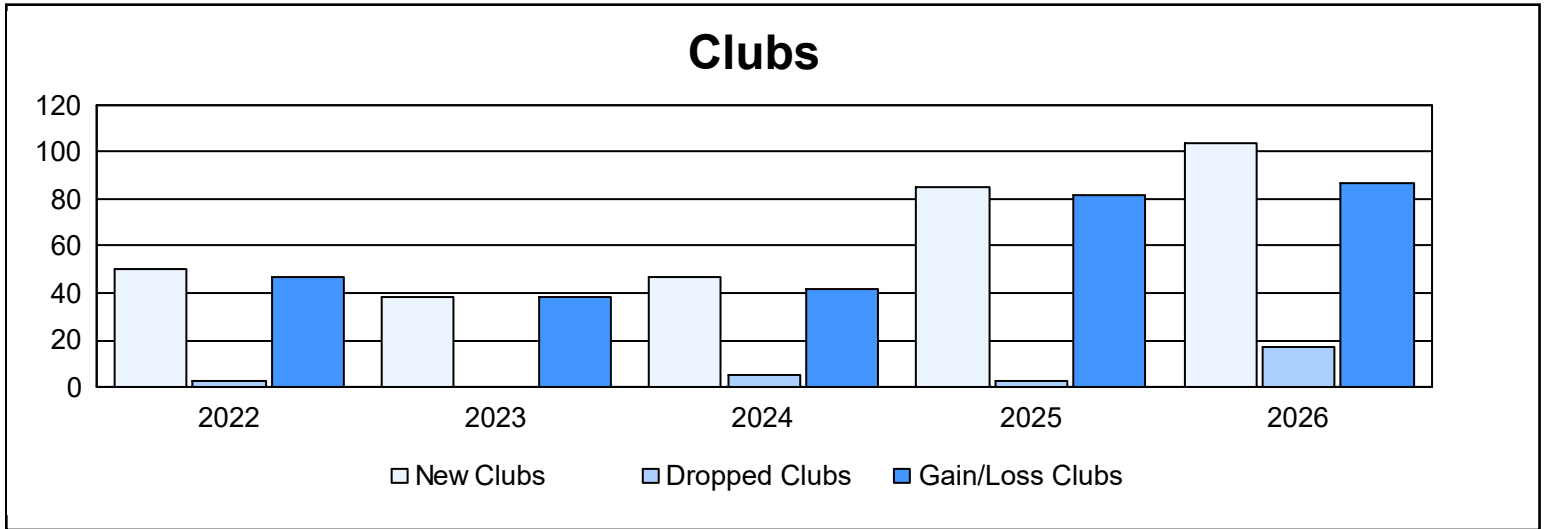
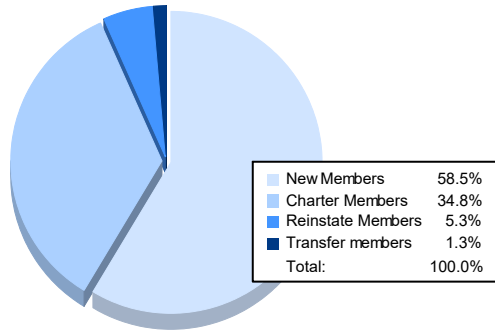


Year	New Clubs	Dropped Clubs	Gain/Loss Clubs	New Members	Charter Members	Reinstate Members	Transfer Members	Total Member Added	Total Members Dropped	Gain/Loss Members
2021-2022	50	3	47	5,002	1,679	1,304	115	8,100	6,203	1,897
2022-2023	38	0	38	3,870	1,178	844	205	6,097	5,991	106
2023-2024	47	5	42	3,687	1,465	1,274	187	6,613	7,187	-574
2024-2025	85	3	82	3,910	2,069	882	217	7,078	6,928	150
2025-2026	104	17	87	4,595	2,734	418	105	7,852	3,190	4,662
Average	65	6	59	4,213	1,825	944	166	7,148	5,900	1,248



Membership Composition May 2026 Cumulative



Gender Composition May 2026 Cumulative

